



PayCloud v2.2 - 3.11.19 Release

User Guide - Table of Contents

[Enhancements](#)

[Payments](#)

[Axis Integration](#)

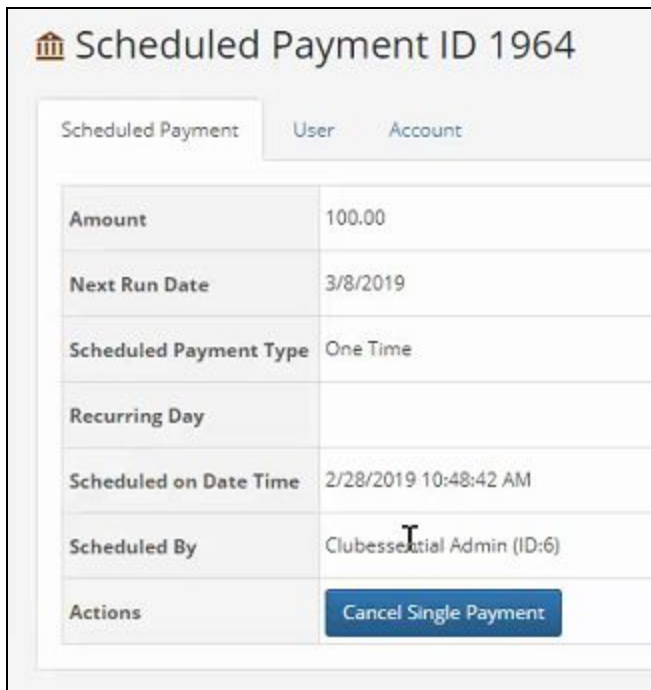
[Bug Fixes](#)

Enhancements

Payments

- **Added Audit Log Details for Scheduled Payments.**

Use Case: Within Club Admin Reports > Scheduled Payments grid there are now columns for 'Created On Date Time' and 'Created By User ID' that can be added to the Grid. Also, within the Scheduled Payment details a Club Admin can view 'Scheduled on Date Time' and 'Scheduled By' fields, as seen below.



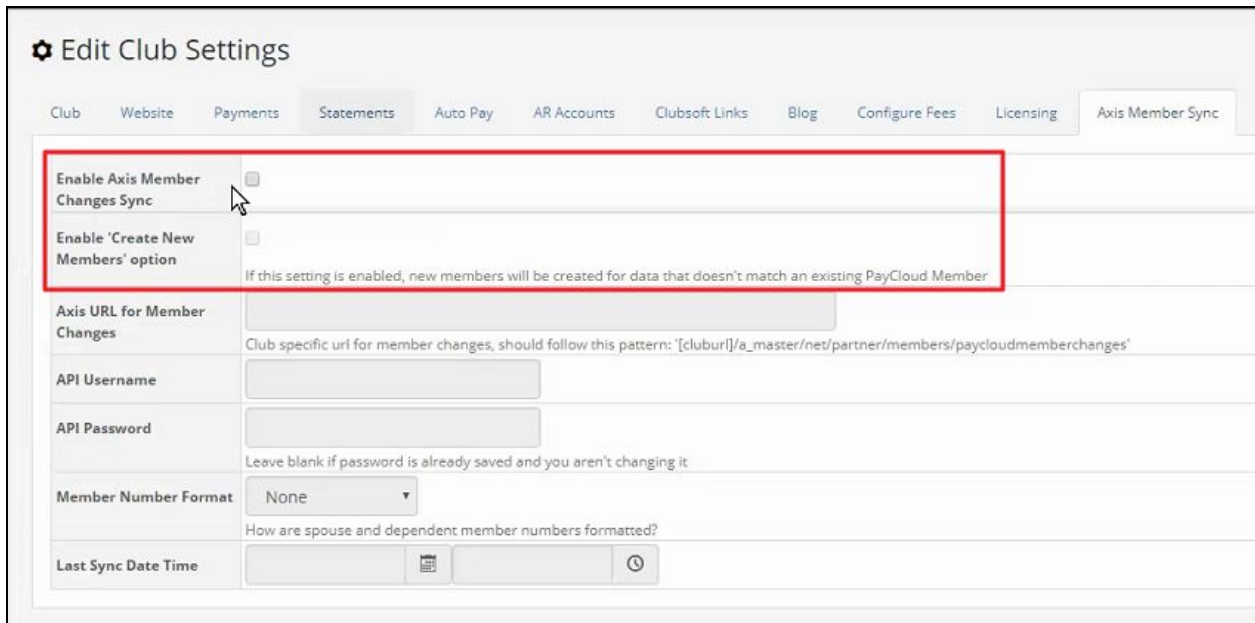
The screenshot shows a web interface for a "Scheduled Payment ID 1964". At the top, there are three tabs: "Scheduled Payment" (selected), "User", and "Account". Below the tabs is a table with the following details:

Amount	100.00
Next Run Date	3/8/2019
Scheduled Payment Type	One Time
Recurring Day	
Scheduled on Date Time	2/28/2019 10:48:42 AM
Scheduled By	Clubessential Admin (ID:6)
Actions	<button>Cancel Single Payment</button>

Axis Integration

- **Created a new tab in Club Admin > System > Club Settings for Axis Member Sync to manage Sync settings.**

Use Case: Club Admins can select to only sync changes for Members that are already in PayCloud or can choose to 'Create New Members'. See Axis Member Sync menu below. This serves to ensure member numbers exist in Paycloud before an SSO attempt is made from Axis and will be utilized by clubs using 3rd party accounting vendors or with future enhancements such as event or form payments.



Edit Club Settings

Club Website Payments **Statements** Auto Pay AR Accounts Clubsoft Links Blog Configure Fees Licensing Axis Member Sync

Enable Axis Member Changes Sync

Enable 'Create New Members' option
If this setting is enabled, new members will be created for data that doesn't match an existing PayCloud Member

Axis URL for Member Changes
Club specific url for member changes, should follow this pattern: '[cluburl]/a_master/net/partner/members/paycloudmemberchanges'

API Username

API Password
Leave blank if password is already saved and you aren't changing it

Member Number Format None
How are spouse and dependent member numbers formatted?

Last Sync Date Time

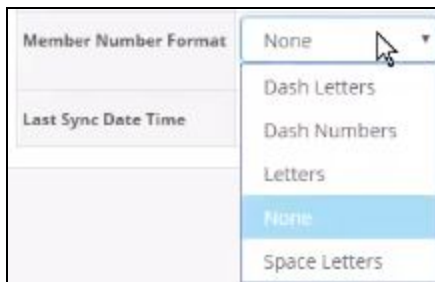
Club Admins will need to select the Member Number Format for when Spouses/Dependents will be synced. See various Spouse/Dependent Member Number options below.

Dash Letters: 100-A, where A stands for the Spouse.

Dash Numbers: 100-1, where 1 stands for the Spouse.

Letters: 100A, where A stands for the Spouse.

Space Letters: 100 A, where A stands for the spouse.



Member Number Format

- None
- Dash Letters
- Dash Numbers
- Letters
- None
- Space Letters

Bug Fixes

- Fixed an issue with OpenEdge allowing Members to submit the payment form multiple times.



- Fixed the ability for Club Member's to hide and unhide fields from their profile from view in the Member Roster.
- Fixed an issue with duplicate Third Party IDs being created when a Club Member's name or member number is changed in Office it does not create a new entry for that Member in the database when synced to PayCloud.
- Fixed an issue with "Show Summary Breakout on Statement" in Office. When set, gratuity, taxes, and service charges on the header row are correctly added to the total.
- Fixed an issue with PayCloud and Website Snippets where a Date Snippet would also show the time, when not needed.