



Tee Times Groups

2017 - Fall Edition

User Guide - Table of Contents

[Overview](#)

[Use Case\(s\)](#)

[Booking Large Groups](#)

Overview

You can easily book large groups via the Tee Times Admin Dashboard.

Use Case(s)

- **As an Admin, I would like to book large groups for Tee Times.**

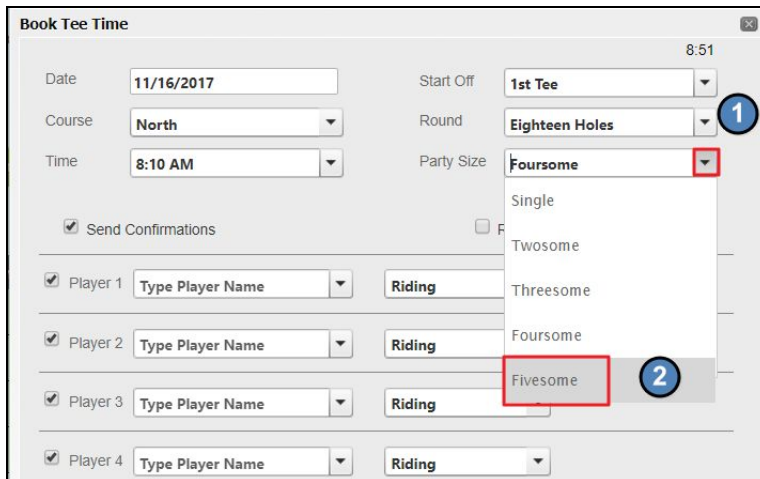
Booking Large Groups

To get started, access the **Tee Times Admin Dashboard**.

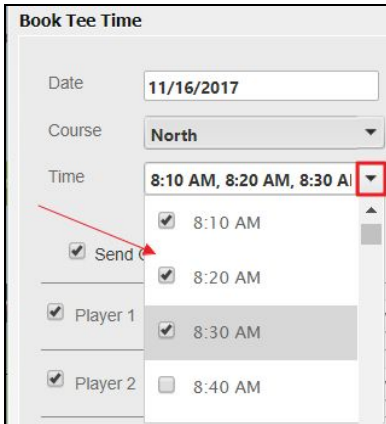
Click on any open time.



Using the **party size**, choose the group size that will accommodate. For instance, to book a group of **15 players**, choose the **Fivesome** options.



Next, choose 3 tee times from the tee time drop down since we have chosen a fivesome group for 15 total. This means that we will have 3 starting tees for 3 groups of 5 to equal the 15 players.



Book Tee Time

Date: 11/16/2017

Course: North

Time: 8:10 AM, 8:20 AM, 8:30 AM

Send

Player 1

Player 2

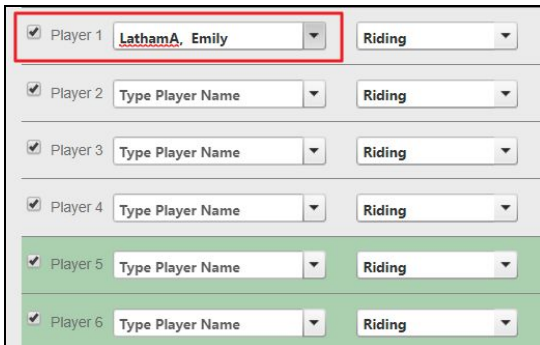
8:10 AM

8:20 AM

8:30 AM

8:40 AM

In Player 1, fill out the member associated with the large group. You can leave the rest of the player spots as TBD.



Player 1: LathamA, Emily

Player 2: Type Player Name

Player 3: Type Player Name

Player 4: Type Player Name

Player 5: Type Player Name

Player 6: Type Player Name

Riding

Riding

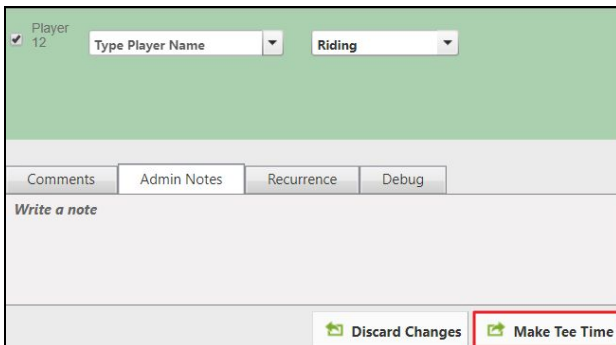
Riding

Riding

Riding

Riding

Click **Make Tee Time** to book.



Player 12: Type Player Name

Riding

Comments | Admin Notes | Recurrence | Debug

Write a note

